

Merry Christmas Intro 2025

Merry Christmas Intro 2025 is a high quality, well organized and easy customizing template. Just drop your image or video, edit the text, add audio and enjoy result!

MAIN FEATURES

- Full HD (1920x 1080) resolution / 25 fps
- After Effects CC 2015 or higher software
- Very Easy to customize
- 0:10 sec duration
- 1 Unique Scenes
- 100% After Effects
- PDF Help File included
- Placeholder 0
- Text Placeholder 4

Music Link

- <https://audiojungle.net/item/christmas-intro-logo/34628472>

Font Links

- <https://www.fontsquirrel.com/fonts/hk-grotesk>
- <https://www.dafont.com/homework-2.font>

Instruction Steps

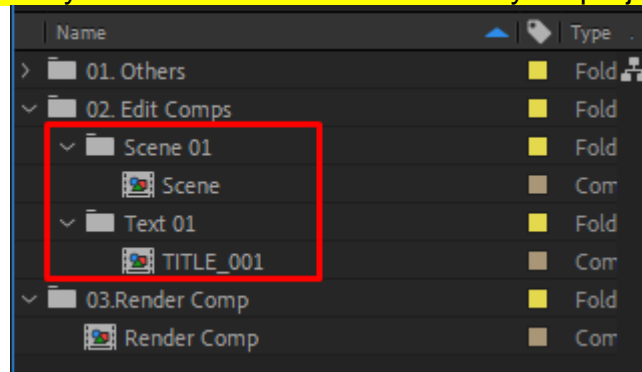
Adobe After Effects CC 2015 (software) or newer version required to open and edit the template file.

First download font and install

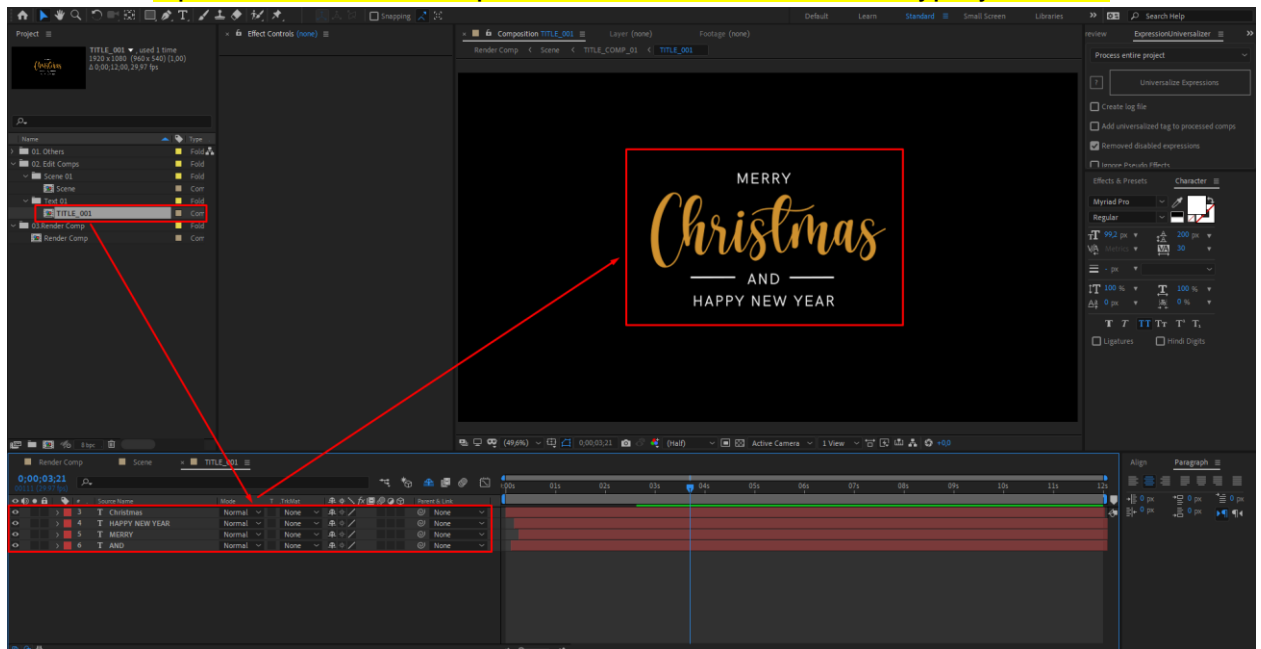
-----Here are a few instructions that will help-----

Folder “02. Edit Comps”

Here you can edit text and media for your project .



Open “TEXT ##” composition. Double click text and type your text.



Modular Structure. You can change duration and scene position

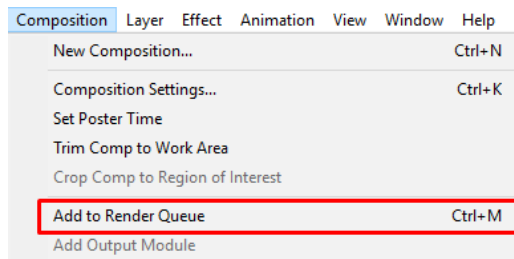


AUDIO

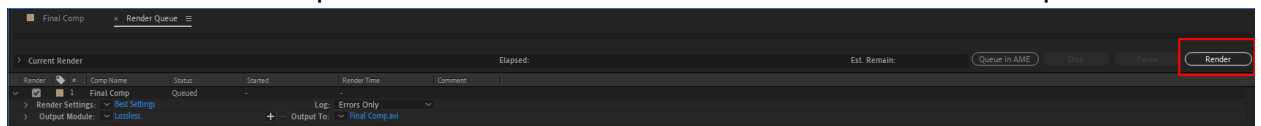
In After Effects click on the menu option: File > Import > File (search the audio file, click on it, then click Open). Open the "Final Comp" folder. Open the composition Final Comp. Drag and drop your audio in this composition.

RENDER VIDEO

Open "**Final Comp**" composition. click on the menu option Composition > Add to render queue



Select the desired output format and the video location. Click on Render option.



Please rate this template: <https://videohive.net/downloads>